



AMERICAN PUBLIC TRANSPORTATION ASSOCIATION

**CLIMATE CHANGE AND PUBLIC TRANSPORTATION**

**A Presentation to the Intermodal  
Committee of the  
21<sup>st</sup> Century Committee on  
Transportation**



## CLIMATE CHANGE AND PUBLIC TRANSPORTATION

### GREENHOUSE GAS EMISSIONS REDUCED

- Public Transportation reduces CO<sub>2</sub> emissions by 37 million metric tons a year.
- The amount of CO<sub>2</sub> reduced is equivalent to the electricity used by 4.9 million households.
- To achieve a similar reduction in carbon emissions, every household in New York City, Washington, D.C., Atlanta, Denver and Los Angeles combined would have to completely stop using electricity.



## CLIMATE CHANGE AND PUBLIC TRANSPORTATION

### VEHICLE MILES TRAVELED

- Those who live near transit drive 4400 fewer miles than the average American.

### FUEL SAVINGS

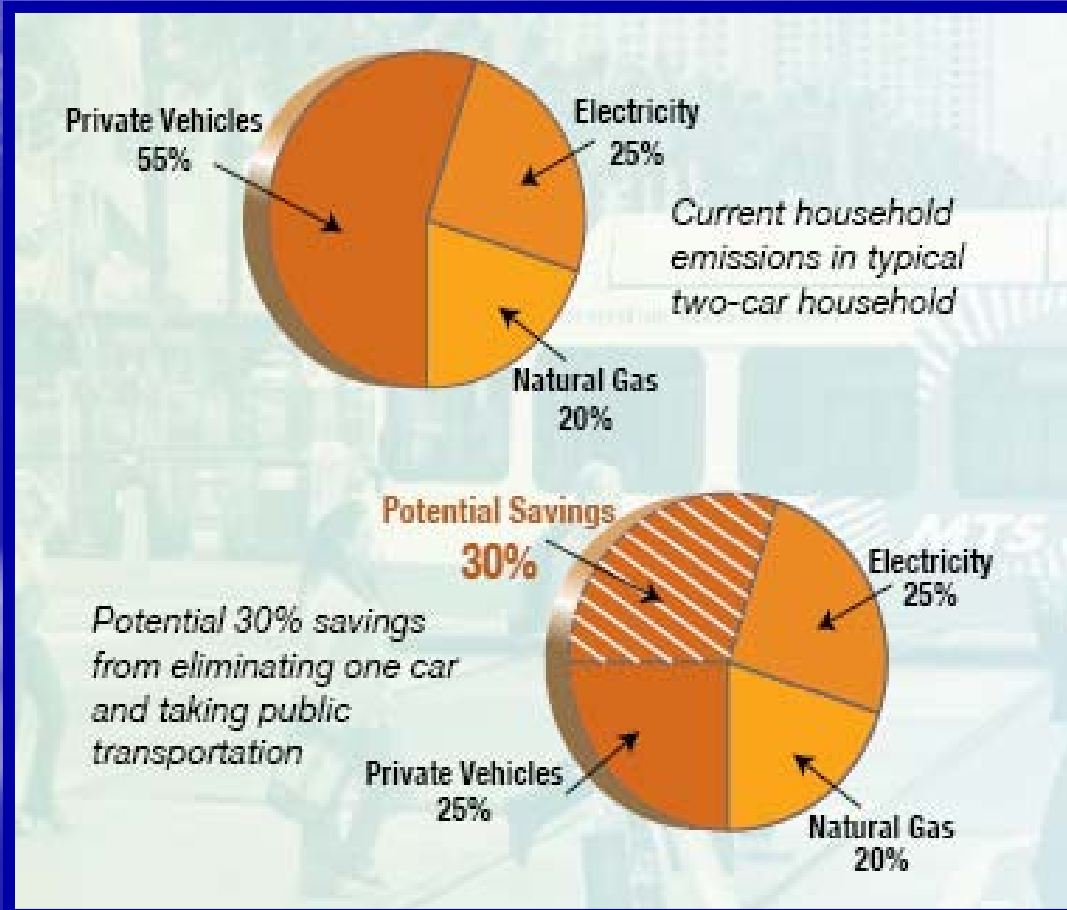
- Public transportation saves 4.2 billion gallons of fuel a year - that is equal to all of the fuel we import from Kuwait, the equivalent to 320 million cars filling up - 900,000 times a day.

### HOUSEHOLD SAVINGS

- Households that use public transportation save an average of \$6251.00 each year.



# CLIMATE CHANGE AND PUBLIC TRANSPORTATION

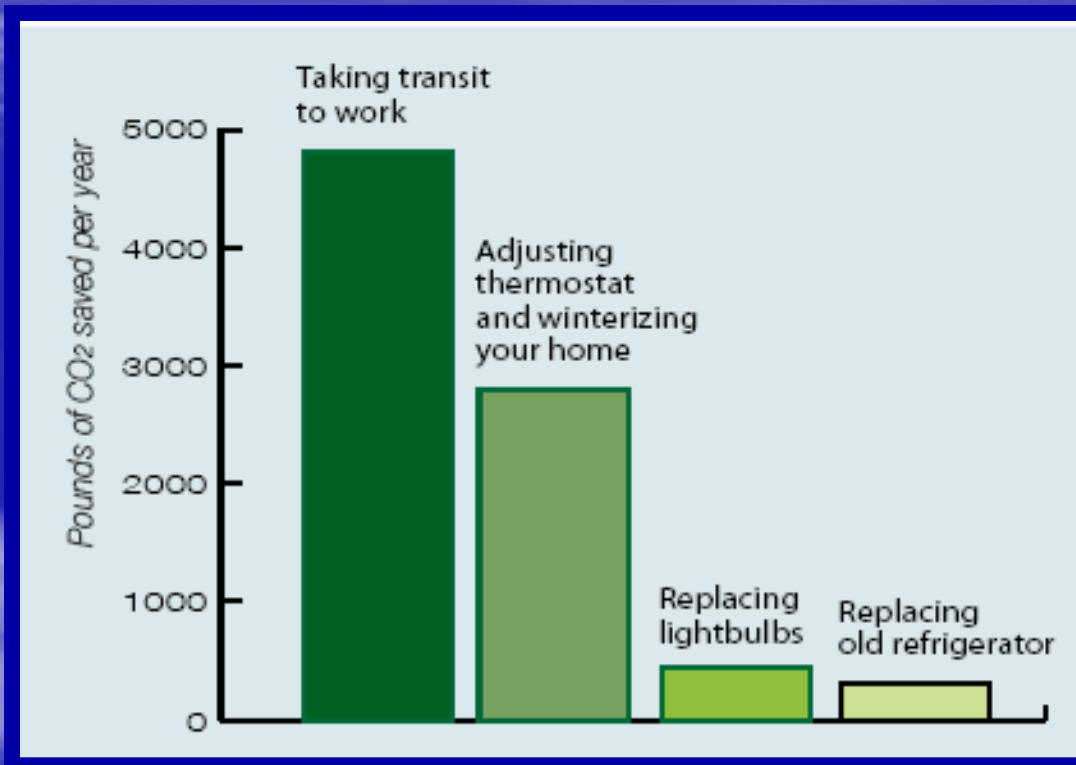


The private vehicle is the largest source of greenhouse gas emissions in a typical two-car American household

Families who eliminate one car and take public transportation for a portion of their trips can reduce their carbon emissions by 30%



## CLIMATE CHANGE AND PUBLIC TRANSPORTATION



*Commuting by public transportation—one of the most significant actions to reduce household carbon emissions*

*By taking existing public transportation instead of driving a car, a single person saves 4,800 pounds of CO2 per year.*



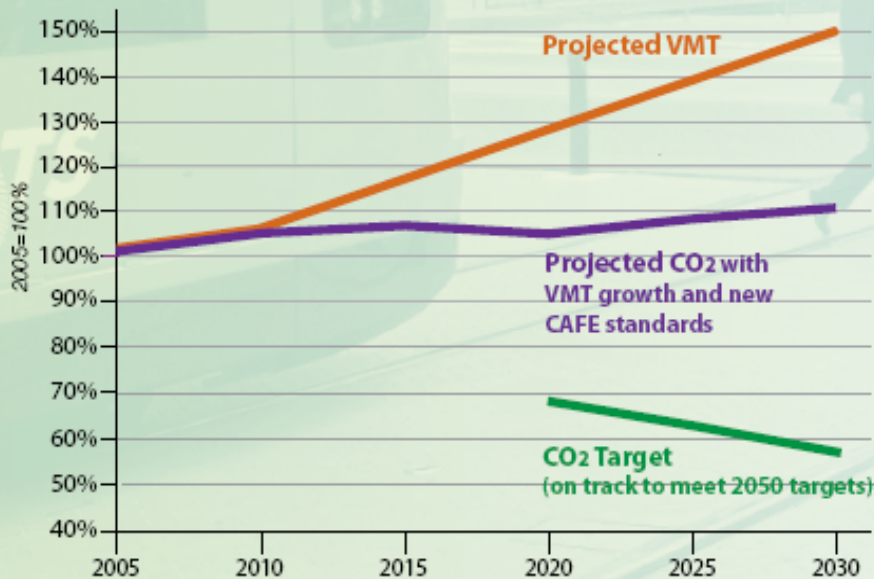
## CLIMATE CHANGE AND PUBLIC TRANSPORTATION

- In 2006, transit saved an estimated 3.4 billion gallons of gasoline in the United States—enough to fuel 5.8 million cars for a year.
- In monetary terms, transit saved more than \$9 billion that would otherwise have been spent on gasoline.
- The 14 cities that have built new light rail transit systems since 1980 saved more than 200 million gallons of gasoline through those services in 2006. (from Baltimore to Sacramento and from Dallas to Minneapolis-St. Paul, showing that rail transit can work in a variety of cities.)



# CLIMATE CHANGE AND PUBLIC TRANSPORTATION

**CO<sub>2</sub> Reduction Targets Cannot Be Met with Recently Enacted CAFE Standards**

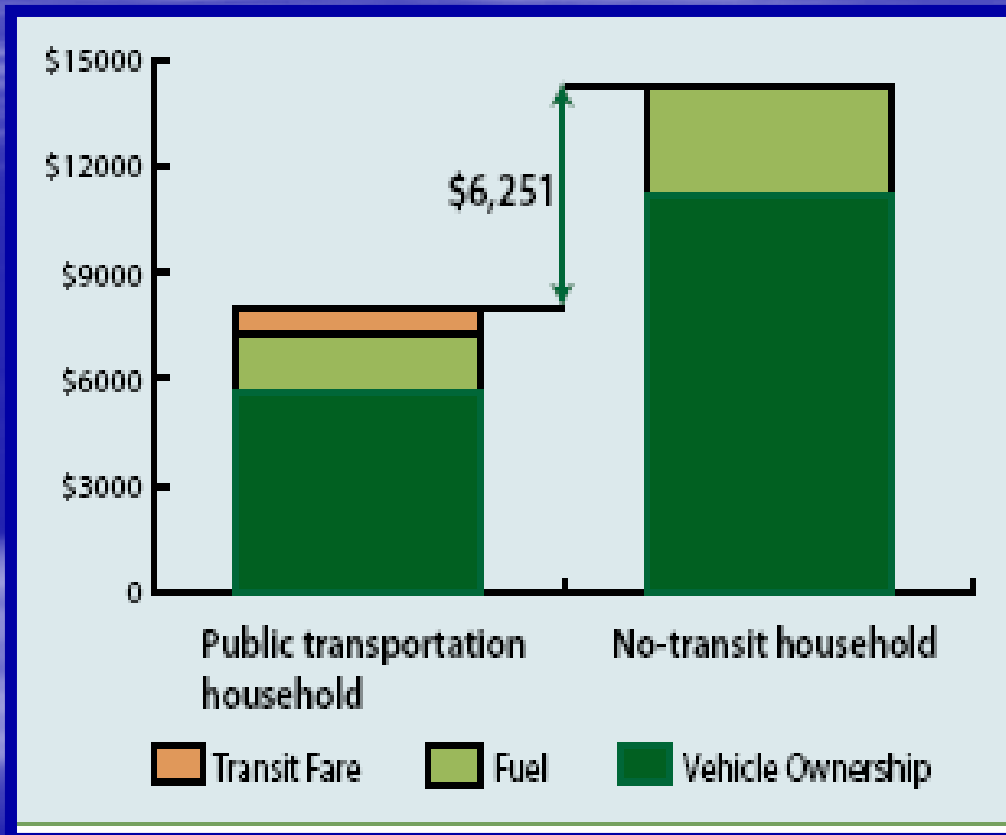


*Projected emissions from cars and light trucks assuming newly adopted nationwide vehicle and fuel standards and current projected VMT growth.  
Source: Growing Cooler Report <sup>2</sup>*

Projected increases in vehicle miles of travel will negate any improvements in fuel economy resulting from recently approved changes in Corporate Average Fuel Economy (CAFE) standards. (35 MPG by 2020)



# CLIMATE CHANGE AND PUBLIC TRANSPORTATION

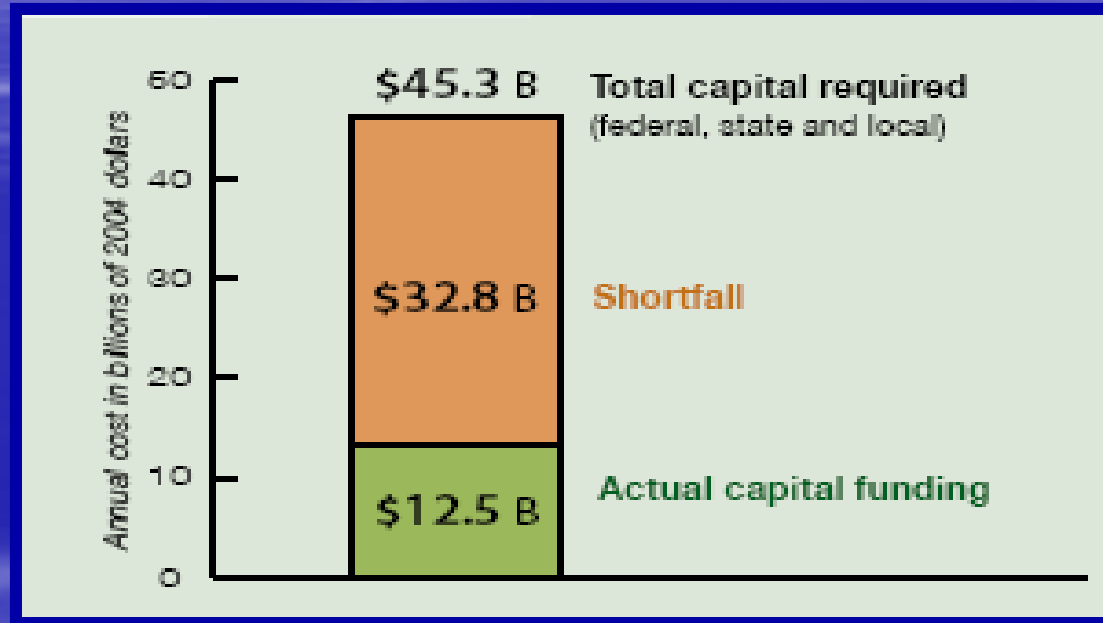


*Average Annual Household Savings from Using Public Transportation*

*By taking public transportation instead of driving a car, a two-worker household can save \$6,251 annually.*



# CLIMATE CHANGE AND PUBLIC TRANSPORTATION



*In order to improve physical conditions and improve service performance, the U.S. must make a sizable investment in public transportation.*